

*Enabling electrical connections through top-quality  
products and true partnerships.*

Our mission, **Enabling electrical connections through high-quality products and true partnerships**, underscores our dedication to providing the best price-quality-support ratio in the industry. As we lead the global electrification landscape, we remain committed to sustainable growth, balancing people, nature, and resources, and prioritizing the wellbeing of individuals, teams, and communities.



Morek Finland



Morek Estonia



Morek Latvia



Morek Lithuania



Morek Poland



Morek Czech Republic



Morek Slovakia



Morek France



Morek EV Nordic



Morek Portugal

*With a presence across 10 European countries, we provide high-quality electrical components for B2B clients, including distributors, panel builders, and installers, with a focus on strategic partnerships.*





*The Morek Cable Accessories catalog brings together a selection of reliable, high-quality products that ensure safe and efficient electrical connections for any installation.*

The product portfolio in the Morek Cable Accessories catalog includes medium and heavy-wall tubing, thin-wall tubing, molded parts, low voltage kits, shear bolt connector kits, and gel-filled joint accessories. Each product reflects Morek's commitment to quality, innovation, and ease of use.

All products are crafted from durable materials and meet industry standards, allowing professionals to work with dependable solutions in both indoor and outdoor environments. Every connection made with Morek products represents quality and assurance, developed and tested for long-term durability.



**Shear Bolt Connectors and Cable Lugs**  
Pages 6-17



**Heat-shrink Tubing**  
Pages 18-23



**Moulded parts**  
Pages 24-27



**Low voltage kit**  
Pages 28, 29



**Gel Joints**  
Pages 30-35

### ***Shear Bolt Connectors and Cable Lugs***

---

Shear Bolt Cable Lugs up to 12kV	6
Shear Bolt Cable Connectors up to 12kV	9
Shear Bolt Cable Lugs up to 36kV	12
Shear Bolt Cable Connectors up to 36kV	15

### ***Heat-shrink Tubing***

---

Thinwall Tube (MTW)	18
List of products MTW available in different colors	
Mediumwall Tubing with adhesive (MMWT-A)	20
Mediumwall Tubing without adhesive (MMWT-U)	
Heavywall Tubing with adhesive (MHTW-A)	22
Heavywall Tubing without adhesive (MHTW-U)	

### ***Moulded parts***

---

Heat-shrink Low Voltage Breakouts (MHLB)	24
Heat-shrink End Caps (MHLC)	26

### ***Low voltage kits***

---

Low Voltage Termination Kits (MSLS)	28
Low Voltage Joint Kit (MSTS)	

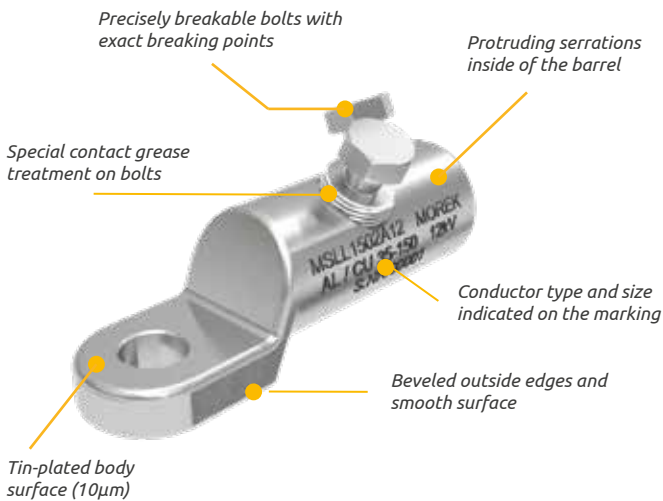
### ***Gel joints Break***

---

Gel joints (MBG)	30
Modular Terminal Blocs (MAH)	32
Insugel	34

# Shear Bolt Cable Lugs up to 12kV

Shear Bolt lugs are used for terminating aluminium or copper conductors in applications up to 12kV.



Morek's **Shear Bolt Cable Lugs** provide efficient and reliable termination for both aluminum and copper conductors in applications up to 12kV. Designed for simplicity and versatility, these lugs eliminate the need for crimping tools by using shear bolt technology, allowing installation with a standard wrench or spanner. The lugs are made from high-strength, tin-plated aluminum alloy and are coated with antioxidation grease, ensuring long-lasting performance and optimal conductivity.

Morek's Shear Bolt Cable Lugs are engineered for ease, reliability, and adaptability, offering a top-tier solution for terminating conductors without the need for specialized tools. With certified durability and compatibility, they are a practical choice for safe, efficient installations in diverse applications.

Compliance: Certified to EN 61238-1 Class A, suitable for applications with high short-circuit intensity.

## Shear Bolt Technology:

Enables installation using basic tools, with no need for crimping or special equipment.

## Range-Taking Design:

Accommodates conductors of various cross-sections, reducing the need for multiple lug sizes.

## Durable and Safe Materials:

Made from high-strength, tin-plated aluminum alloy, suitable for aluminum and copper conductors.

## Optimal Electrical Connection:

Bolts break at the precise torque needed for a secure, watertight seal.


## Antioxidation Protection:

Bolts are treated with antioxidation grease, preventing corrosion and ensuring a clean electrical contact.

## Indoor and Outdoor Compatibility:

Watertight and suitable for installations in both environments, supporting various conductor shapes and insulation types.

Morek's shear bolt lugs are tested to Class A under IEC 61238-1, ensuring their suitability for most industrial and electrical distribution networks. These compact lugs are compatible with widely-used termination kits and require minimal installation space, even for larger conductor sizes.



Palm opening size	MSLL35	MSLL50	MSLL51	MSLL70	MSLL95
M10	MSLL0351A10	MSLL0501A10	MSLL0502A10	-	-
M12	MSLL0351A12	MSLL0501A12	MSLL0502A12	MSLL0702A12	MSLL0951A12
M16	-	-	-	-	-

**Technical data**

Conductor cross-section Al (mm<sup>2</sup>)

RE  Round, solid	6 - 35	10 - 50	10 - 50	16 - 70	16 - 95
RM  Round, stranded	10 - 35	10 - 50	10 - 50	16 - 70	16 - 95
SE  Sector shaped, solid	35	35 - 50	35 - 50	35 - 70	35 - 95
SM  Sector shaped, stranded	35	35 - 50	35 - 50	35 - 70	35 - 95

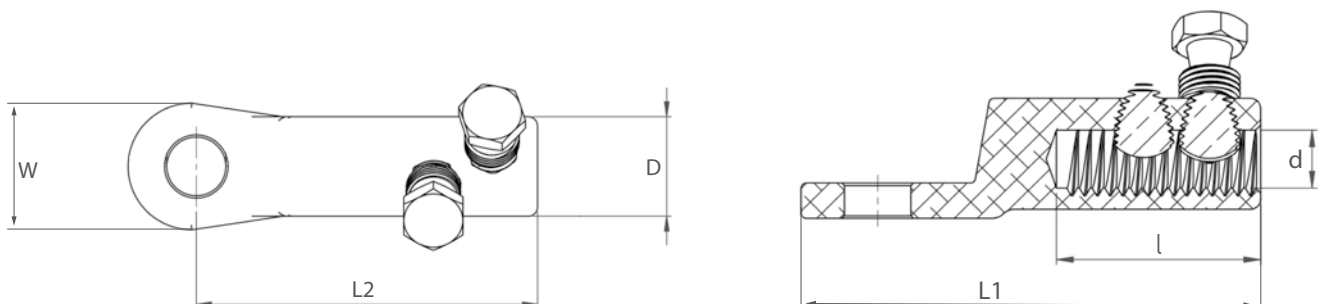
Conductor cross-section Cu (mm<sup>2</sup>)

RM  Round, stranded	6 - 35	6 - 50	6 - 50	16 - 70	16 - 95
SM  Sector shaped, stranded	6 - 35	6 - 50	6 - 50	16 - 70	16 - 95
RE  Round, solid	6 - 35	6 - 35	6 - 35	23 - 35	16 - 35

No. of bolts Ø mm	1 / M10	1 / M10	2 / M10	2 / M12	1 / M12
L1 / L2 / l	53 / 40 / 18	62 / 51 / 28	62 / 51 / 30	90 / 75 / 40	65 / 52 / 24
W / D / d	24 / 16 / 9	25 / 20 / 11	25 / 20 / 11	28 / 22 / 12	25 / 25 / 14
Weight (g)	23	37	42	62	65
Package (pcs)	50	50	50	50	25

Suitable for Al/Cu applications

**Dimensions**












Palm opening size	MSLL96	MSLL150	MSLL240	MSLL300
M10	-	-	-	-
M12	MSLL0952A12	MSLL1502A12	MSLL2402A12	MSLL3002A12
M16	-	-	MSLL2402A16	MSLL3002A16

**Technical data**

Conductor cross-section Al (mm<sup>2</sup>)

RE  Round, solid	16 - 95	35 - 150	50 - 240	120 - 300
RM  Round, stranded	16 - 95	35 - 150	50 - 240	120 - 300
SE  Sector shaped, solid	35 - 95	35 - 150	50 - 240	120 - 300
SM  Sector shaped, stranded	35 - 95	35 - 120	50 - 240	120 - 300

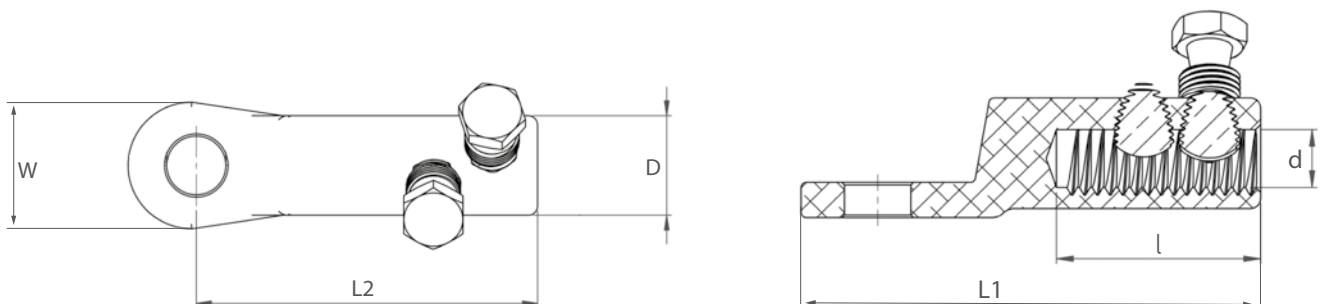
Conductor cross-section Cu (mm<sup>2</sup>)

RM  Round, stranded	16 - 95	35 - 120	50 - 240	120 - 300
SM  Sector shaped, stranded	16 - 95	35 - 120	50 - 240	120 - 300
RE  Round, solid	16 - 35	35	-	-

No. of bolts Ø mm	2 / M12	2 / M16	2 / M18	2 / M22
L1 / L2 / l	76 / 63 / 32	100 / 85 / 52	115 / 97 / 57	123 / 104 / 59
W / D / d	25 / 25 / 15	29 / 29 / 18	35 / 35 / 22	38 / 38 / 24,5
Weight (g)	82	120	250	280
Package (pcs)	25	40	15	10

Suitable for Al/Cu applications

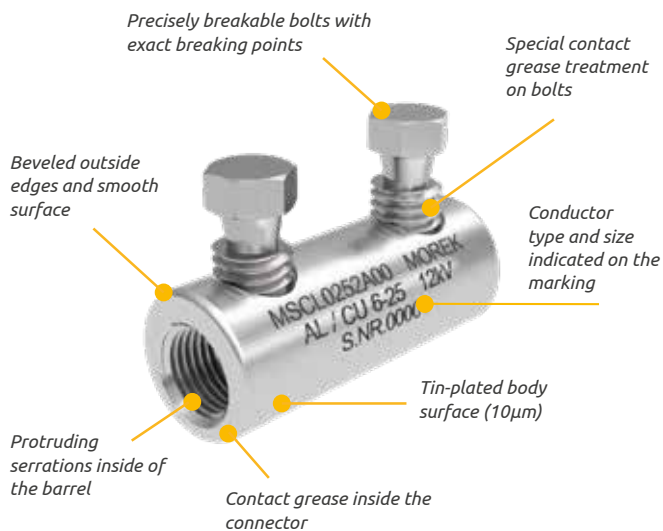
**Dimensions**





# Shear Bolt Cable Connectors up to 12kV

Shear Bolt connectors are used for joining aluminium or copper conductors in applications up to 12kV.



Morek's **Shear Bolt Cable Connectors** provide a secure and efficient solution for joining aluminum or copper conductors in applications up to 12kV. Utilizing shear bolt technology, these connectors enable installation without the need for crimping, using only a standard wrench or spanner. Constructed from high-strength, tin-plated aluminum alloy, Morek's shear bolt connectors offer excellent electrical and mechanical performance, making them suitable for a range of conductor sizes and configurations.

Morek's Shear Bolt Cable Connectors combine ease of installation with robust performance, providing an efficient solution for joining conductors without specialized tools. Backed by industry-standard certifications and built for durability, they meet the demands of industrial and distribution networks.

Compliance: Certified to EN 61238-1 Class A, ensuring suitability for applications requiring heat cycle and short-circuit resistance.

## Easy Installation with Shear Bolt Technology:

Allows for quick and tool-free installation with basic tools, no crimping required.

## Versatile Range-Taking Design:

Supports varying conductor cross-sections, reducing the need for multiple connector sizes.

## Durable Materials:

Made of high-strength, tin-plated aluminum alloy, suitable for both aluminum and copper conductors.

## Optimal Electrical Connection:

Shear bolts are designed to break at the correct torque for a secure and watertight connection.

## Antioxidation Protection:

Treated with antioxidation grease to prevent corrosion and oxidation, ensuring long-lasting performance.

## Indoor and Outdoor Compatibility:

Watertight design suitable for installations in diverse environments, supporting solid, stranded, sector-shaped, and round conductors with plastic or oil-impregnated insulation.

Tested according to IEC 61238-1 Class A, these connectors are ideal for electrical distribution and industrial networks where high short-circuit intensity may occur. Compactly designed, they also minimize required installation space, particularly advantageous for larger cable sizes.



**MSCL16**

**MSCL25**





**MSCL50**

**MSCL95**




	MSCL0162A00	MSCL0252A00	MSCL0502A00	MSCL0952A00
--	-------------	-------------	-------------	-------------

**Technical data**

Conductor cross-section Al (mm<sup>2</sup>)

RE 	Round, solid	1,5 - 16	10 - 35	10 - 50	25 - 95
RM 	Round, stranded	1,5 - 16	10 - 35	10 - 50	25 - 95
SE 	Sector shaped, solid	-	35	35 - 50	35 - 95
SM 	Sector shaped, stranded	-	35	35 - 50	35 - 95

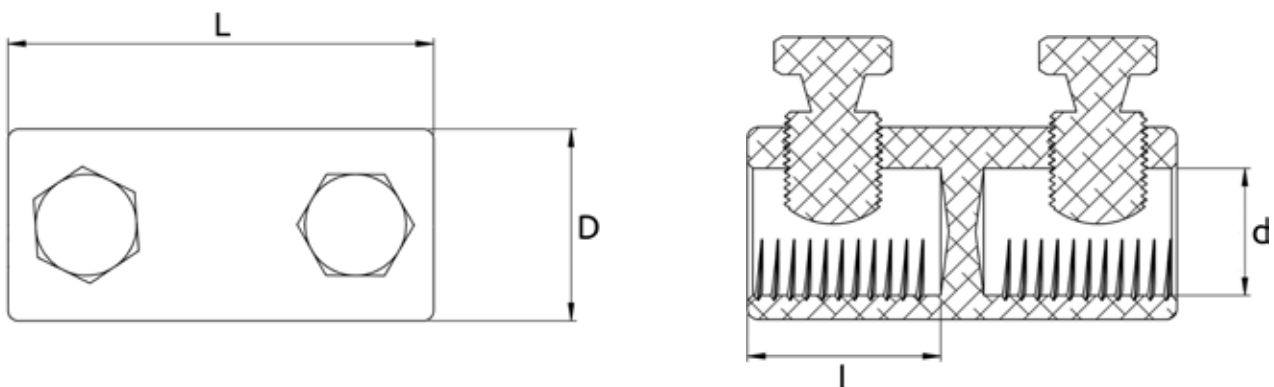
Conductor cross-section Cu (mm<sup>2</sup>)

RM 	Round, stranded	1,5 - 16	10 - 35	6 - 50	25 - 95
SM 	Sector shaped, stranded	1,5 - 16	10 - 35	6 - 50	25 - 95
RE 	Round, solid	1,5 - 16	6 - 25	6 - 35	25 - 35

No. of bolts Ø mm	2 / M6	2 / M8	2 / M10	2 / M12
L / l	30 / 14	40 / 17	37 / 17	54 / 24
D / d	12 / 6	16 / 9	18 / 10	25 / 14
Weight (g)	10	22	26	47
Package (pcs)	100	100	50	50

Suitable for Al/Cu applications

**Dimensions**





MSCL150

MSCL240





MSCL241

MSCL300




	MSCL1502A00	MSCL2402A00	MSCL2404A00	MSCL3004A00
--	-------------	-------------	-------------	-------------

**Technical data**

Conductor cross-section Al (mm<sup>2</sup>)

RE 	Round, solid	25 - 150	120 - 240	50 - 240	150 - 300
RM 	Round, stranded	25 - 150	120 - 240	50 - 240	150 - 300
SE 	Sector shaped, solid	35 - 150	120 - 240	50 - 240	150 - 300
SM 	Sector shaped, stranded	35 - 120	120 - 240	50 - 240	150 - 300

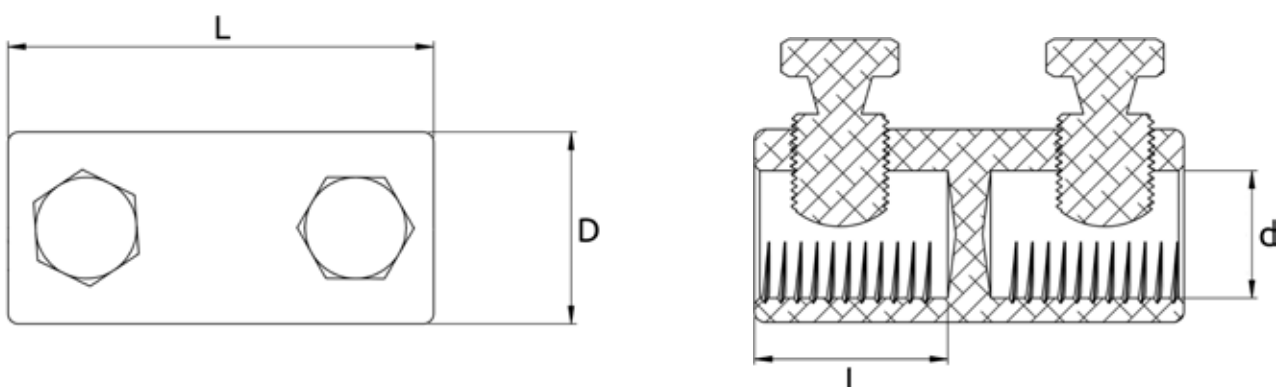
Conductor cross-section Cu (mm<sup>2</sup>)

RM 	Round, stranded	25 - 150	120 - 240	50 - 240	150 - 300
SM 	Sector shaped, stranded	25 - 150	120 - 240	50 - 240	150 - 300
RE 	Round, solid	25 - 35	-	-	-

No. of bolts Ø mm	2 / M16	2 / M18	4 / M18	4 / M22
L / l	70 / 30	80 / 32	120 / 56	112 / 52
D / d	28 / 17	35 / 24	35 / 22	38 / 22
Weight (g)	87	162	220	265
Package (pcs)	35	25	20	20

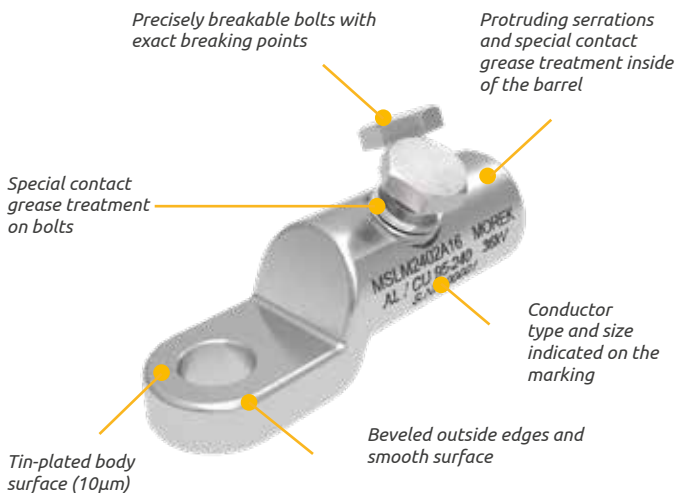
Suitable for Al/Cu applications

**Dimensions**



# Shear Bolt Cable Lugs up to 36kV

Shear Bolt lugs are used for terminating aluminium or copper conductors in applications up to 36kV.



Morek's **Shear Bolt Cable Lugs** are engineered to provide secure and efficient termination for aluminum and copper conductors in high-voltage applications up to 36kV. Utilizing advanced shear bolt technology, these lugs can be installed with a standard wrench or spanner, eliminating the need for specialized crimping tools. Made from high-strength, tin-plated aluminum alloy, Morek's lugs offer excellent conductivity and durability, along with a watertight seal for both indoor and outdoor installations.

Morek's Shear Bolt Cable Lugs up to 36kV offer a reliable, easy-to-install solution that requires no special tools. Built to withstand high-intensity demands, these lugs deliver lasting performance and compatibility, meeting the needs of industrial and distribution networks.

Compliance: Certified to EN 61238-1 Class A, suitable for applications with high short-circuit intensity.

## Easy Installation with Shear Bolt Technology:

Allows tool-free installation using basic tools, ensuring a secure connection without crimping.

## Range-Taking Design:

Accommodates a wide range of conductor cross-sections, minimizing the need for multiple lug sizes.

## High-Strength Materials:

Constructed from tin-plated aluminum alloy, suitable for aluminum and copper conductors, providing durability and conductivity.

## Precise Torque for Optimal Connection:

Shear bolts break at the exact torque required for reliable electrical performance.

## AntiOxidation Grease Treatment:

Both bolts and lug barrels are coated with antioxidation grease to prevent corrosion and ensure clean electrical contact.

## Indoor and Outdoor Compatibility:

Designed for various conductor shapes and insulation types, supporting solid, stranded, sector-shaped, and round conductors with plastic or oil-impregnated paper isolation.




Certified according to IEC 61238-1 Class A, these lugs meet stringent standards for short-circuit and heat cycle resistance, making them ideal for electrical distribution and industrial networks with high-intensity short circuits.





Palm opening size	MSLM95	MSLM150	MSLM240	MSLM300
M12	MSLM0951A12	MSLM1501A12	MSLM2402A12	MSLM3002A12
M16	-	-	MSLM2402A16	MSLM3002A16
M20	-	-	-	-

**Technical data**

Conductor cross-section Al (mm<sup>2</sup>)

RE  Round, solid	16 - 95	50 - 150	95 - 240	120 - 300
RM  Round, stranded	16 - 95	50 - 150	95 - 240	120 - 300
SM  Sector shaped, stranded	25 - 70	50 - 120	95 - 185	120 - 240

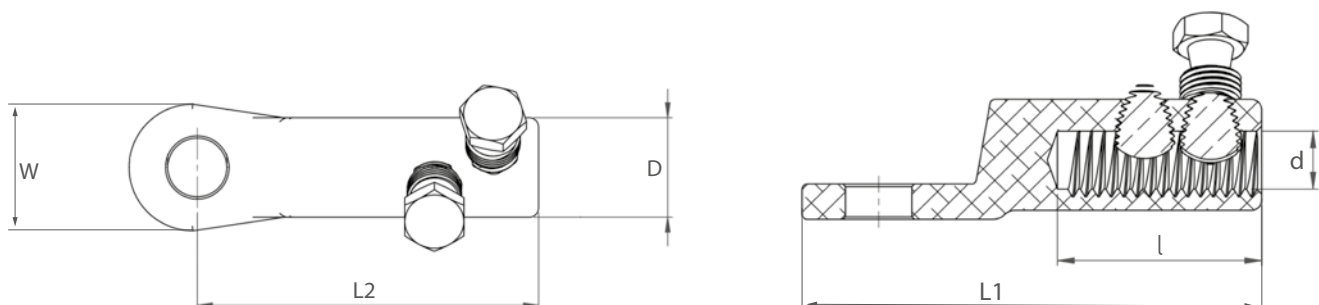
Conductor cross-section Cu (mm<sup>2</sup>)

RM  Round, stranded	16 - 70	35 - 120	95 - 240	120 - 300
SM  Sector shaped, stranded	25 - 70	50 - 120	95 - 185	120 - 240

No. of bolts Ø mm	1 / M12	1 / M14	2 / M18	2 / M22
L1 / L2 / l	76 / 60 / 32	95 / 78 / 42	112 / 95 / 57	125 / 105 / 67
W / D / d	32 / 24 / 14	29 / 29 / 16	33 / 33 / 20	38 / 38 / 24,5
Weight (g)	60	122	182	246
Package (pcs)	25	25	15	14

Suitable for Al/Cu applications

**Dimensions**










Palm opening size	MSLM400	MSLM630	MSLM1000
M12	MSLM4003A12	MSLM6303A12	-
M16	MSLM4003A16	MSLM6303A16	MSLM10004A16
M20	-	-	MSLM10004A20
2 x M12	-	-	-

**Technical data**

Conductor cross-section Al (mm<sup>2</sup>)

RE  Round, solid	185 - 400	400 - 630	630 - 1000
RM  Round, stranded	185 - 400	400 - 630	630 - 1000
SM  Sector shaped, stranded	185 - 300	400 - 500	-

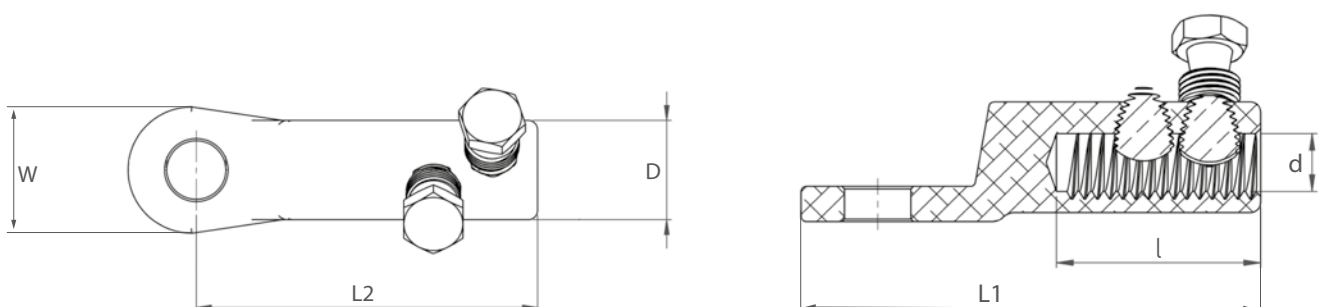
Conductor cross-section Cu (mm<sup>2</sup>)

RM  Round, stranded	185 - 400	400 - 630	630 - 1000
SM  Sector shaped, stranded	185 - 300	400 - 500	-

No. of bolts Ø mm	3 / M22	3 / M22	4 / M22 long
L1 / L2 / l	140 / 120 / 79	163 / 136 / 94	194 / 161 / 105
W / D / d	42 / 42 / 26	52 / 52 / 34	65 / 65 / 41
Weight (g)	367	605	1095
Package (pcs)	10	6	3

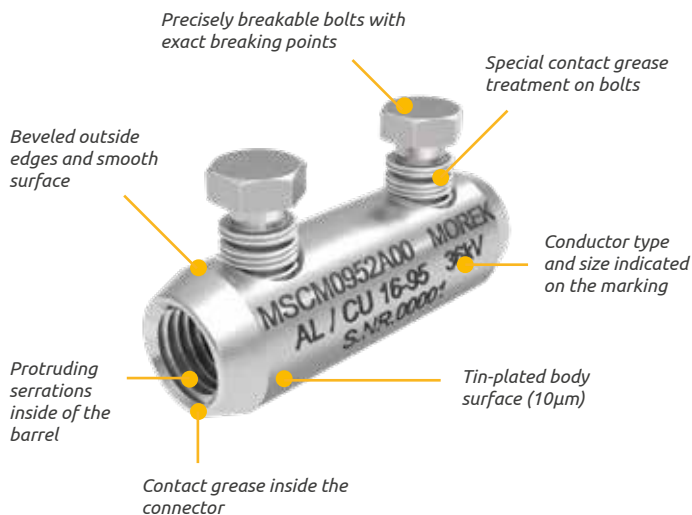
Suitable for Al/Cu applications

**Dimensions**



# Shear Bolt Cable Connectors up to 36kV

Shear Bolt connectors are used for joining aluminium or copper conductors in applications up to 36kV.



Morek's Shear Bolt Cable Connectors provide a robust and efficient solution for joining aluminum and copper conductors in high-voltage applications up to 36kV. Utilizing shear bolt technology, these connectors enable secure connections using only a standard wrench or spanner, eliminating the need for crimping tools. Constructed from high-strength, tin-plated aluminum alloy, Morek's connectors ensure exceptional conductivity and durability, suitable for both indoor and outdoor installations.

Morek's Shear Bolt Cable Connectors up to 36kV offer a practical and reliable solution for high-voltage connections, requiring no specialized tools. Built to withstand demanding conditions, these connectors provide dependable performance, supported by industry-standard certifications for high short-circuit and heat cycle resistance.

Compliance: Certified to EN 61238-1 Class A, suitable for applications that demand short-circuit durability and high electrical performance.

## Tool-Free Shear Bolt Technology:

Allows for easy installation without the need for crimping, using only a wrench or spanner.

## Range-Taking Design:

Supports a broad range of conductor cross-sections, reducing the need for multiple connector sizes.

## Durable Material Composition:

Made from high-strength, tin-plated aluminum alloy, ensuring compatibility with both aluminum and copper conductors.

## Precise Torque Control for Optimal Connection:

Bolts break at the exact torque required to ensure a reliable and watertight connection.

## AntiOxidation Grease Treatment:

Bolts and connector barrels are treated with antioxidation grease, preventing corrosion and maintaining clean electrical contact.


## Indoor and Outdoor Compatibility:

Watertight and suitable for diverse environments, accommodating solid, stranded, sector-shaped, and round conductors with various insulation types.

## Space-Saving Compact Design:

Requires minimal installation space, ideal for larger conductor sizes and compact installations.

These connectors are tested according to IEC 61238-1 Class A standards, making them suitable for use in electrical distribution and industrial networks that experience high short-circuit intensities. Their compact design and compatibility with a range of termination kits ensure flexible, efficient installation across a variety of applications.



**MSCM95**

**MSCM150**




**MSCM240**

**MSCM300**



	MSCM0952A00	MSCM1502A00	MSCM2404A00	MSCM3004A00
--	-------------	-------------	-------------	-------------

**Technical data**

Conductor cross-section Al (mm<sup>2</sup>)

RE 	Round, solid	16 - 95	50 - 150	95 - 240	120 - 300
RM 	Round, stranded	16 - 95	50 - 150	95 - 240	120 - 300
SM 	Sector shaped, stranded	25 - 70	50 - 120	95 - 185	120 - 240

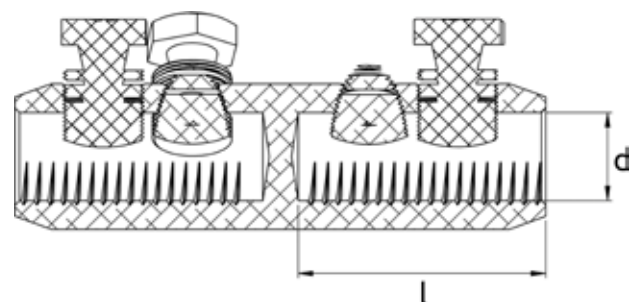
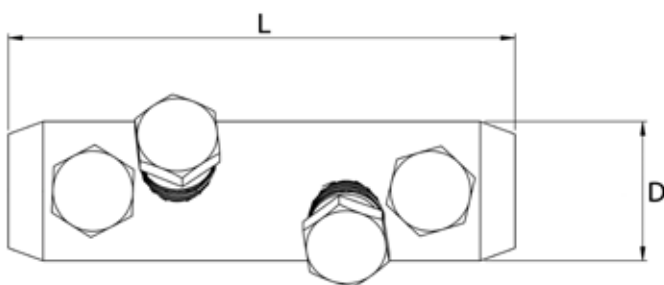
Conductor cross-section Cu (mm<sup>2</sup>)

RM 	Round, stranded	16 - 95	35 - 150	95 - 240	120 - 300
SM 	Sector shaped, stranded	25 - 70	50 - 120	95 - 185	120 - 240

No. of bolts Ø mm	2 / M12	2 / M14	4 / M18	4 / M22
L / l	70 / 33	80 / 35	120 / 56	142 / 67
D / d	24 / 12,5	30 / 15,5	33 / 20	38 / 24,5
Weight (g)	74	146	230	400
Package (pcs)	30	25	15	10

Suitable for Al/Cu applications

**Dimensions**







MSCM400

MSCM630

MSCM1000




MSCM4006A00

MSCM6306A00



MSCM10008A00

**Technical data**

Conductor cross-section Al (mm<sup>2</sup>)

RE 	Round, solid	185 - 400	400 - 630	630 - 1000
RM 	Round, stranded	185 - 400	400 - 630	630 - 1000
SM 	Sector shaped, stranded	185 - 300	400 - 500	-

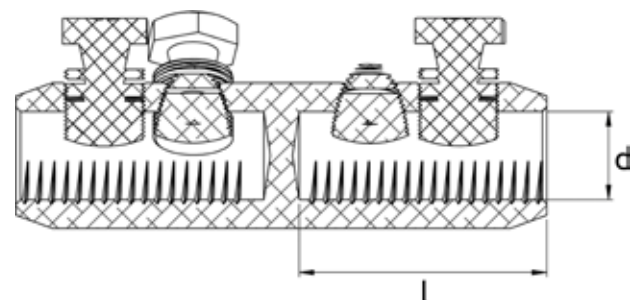
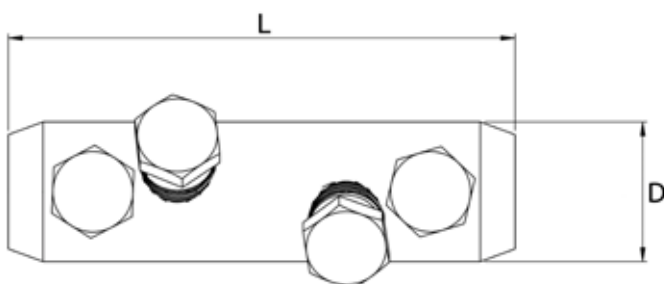
Conductor cross-section Cu (mm<sup>2</sup>)

RM 	Round, stranded	185 - 400	400 - 630	630 - 1000
SM 	Sector shaped, stranded	185 - 300	400 - 500	-

No. of bolts Ø mm	6 / M22	6 / M22	8 / M22 long
L / l	170 / 82	200 / 94	220 / 105
D / d	42 / 25,5	52 / 34	65 / 41
Weight (g)	580	815	1340
Package (pcs)	5	3	2

Suitable for Al/Cu applications

**Dimensions**



# Thinwall Heat-shrink Tubing

## Insulation and Protection for Low Voltage Cables.



The **MTW Thinwall Heat-shrink Tubing** by Morek provides reliable insulation and protection for low-voltage cables and components. This versatile tubing is crafted from cross-linked polyolefin, offering flexibility, durability, and ease of installation, ideal for applications that demand a balance of protection and minimal added bulk. UV-stabilized (black version) and available in various colors, including yellow/green, MTW tubing supports a range of environments and visual coding needs.

Morek's MTW Thinwall Heat-shrink Tubing represents our commitment to quality, flexibility, and innovation, offering customers a dependable solution for various electrical insulation needs. With consistent performance and industry compliance, Morek's MTW tubing is an essential choice for professionals seeking efficient and lasting cable protection.

### High Electrical and Mechanical Strength:

Delivers reliable insulation and stability for low-voltage applications.

### Thinwall, Durable Construction:

UV-stabilized Thinwall polyolefin (black version) provides effective protection against radiation and weathering.

### Safe and Environmentally Friendly:

Halogen-free, silicone-free, and free from lead and aluminum, ensuring a non-corrosive, non-toxic solution.

### Compliance and Versatile Design:

Meets RoHS and REACH regulations and is available in black and various colors upon request, supporting versatile installation needs.

### Extended Shelf Life:

Unlimited shelf life under normal storage conditions.

Available in black, yellow/green, and other colors, ideal for color-coded cable installations in both indoor and outdoor settings.

## Dimensions



**MTW Thinwall Heat-shrink Tubing**

Order code	Size (mm)	As supplied (mm)		After recovered (mm)		Standard Length (m)
		D (Min.)	d (Max.)	w (Min.)		
MTWA01206B10	1,2/0,6	1,2	0,6	0,33	200	
MTWA01608B10	1,6/0,8	1,6	0,8	0,36	200	
MTWA02412B10	2,4/1,2	2,4	1,2	0,42	200	
MTWA03216B10	3,2/1,6	3,2	1,6	0,42	200	
MTWA04824B10	4,8/2,4	4,8	2,4	0,52	100	
MTWA06436B10	6,4/3,6	6,4	3,2	0,54	100	
MTWA08048B10	8,0/4,8	8,0	4,0	0,54	100	
MTWA09549B10	9,5/4,9	9,5	4,8	0,54	100	
MTWA12761B10	12,7/6,12	12,7	6,4	0,62	100	
MTWA16080B10	16,0/8	16,0	8,0	0,67	100	
MTWA19091B10	19,0/9,1	19,0	9,5	0,75	100	
MTWA25412B10	25,4/12,2	25,4	12,7	0,85	50	
MTWA31815B10	31,8/15,3	31,8	15,9	0,85	50	
MTWA38115B10	38,1/19,3	38,1	19,1	0,96	50	
MTWA50825B10	50,8/25,5	50,8	25,4	0,97	25	
MTWA76238B10	76,2/38,7	76,2	38,1	1,17	25	
MTWA10150B10	101,6/50,1	101,6	50,8	1,30	25	
MTWA12060B10	120,0/60,1	120,0	60,0	1,30	25	
MTWA15276B10	152,4/76,1	152,4	76,2	1,30	15	

**List of products MTW available in different colors**

Available colors		
	Black	B
	Clear	C
	Blue	N
	Green	G
	Red	R
	Yellow/Green	X

Other colors and lengths upon request.

# Mediumwall Heat-shrink Tubing

Insulation and core protection for low and medium voltage cables.



Morek's **MMWT Heat-shrink Tubing** is engineered to provide top-quality insulation, protection, and sealing for low-voltage cable accessories and electrical components. This Mediumwall, cross-linked polyolefin tubing is ideal for low and medium voltage cables, delivering robust mechanical strength and exceptional electrical properties.

The MMWT tubing offers a durable solution that withstands UV radiation, weathering, and environmental pollutants, making it well-suited for both indoor and outdoor applications, including offshore environments.

Compliance: CENELEC EN50655

## Reliable Electrical and Mechanical Strength:

Ensures stable insulation and protection for low-voltage applications.

## Durable Material Composition:

UV-stabilized, halogen-free, and silicone-free, with non-corrosive, non-toxic properties, and free from lead and aluminum.

## Adhesive Options:

Available with or without a hot-melt adhesive coating to suit various sealing and moisture-proofing needs.

## Compliance and Approvals:

Meets RoHS and REACH regulations and is approved for offshore applications, ensuring environmentally responsible and safe usage.

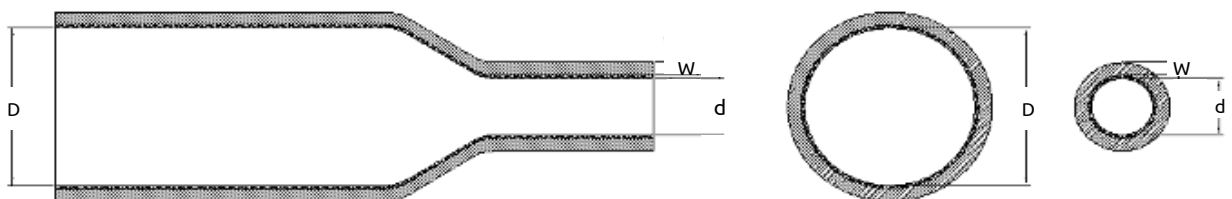
## High Shrink Ratio and Color:

Black, with a 3:1 shrink ratio, enabling a tight, secure fit over various cable sizes and shapes.

## Extended Shelf Life:

Unlimited shelf life under normal storage conditions.

## Dimensions



**MMWT Mediumwall tubing with adhesive**

Order code	Size (mm)	As supplied (mm)	After recovered (mm)		Standard Length (mm)
		D (Min.)	d (Max.)	w (Min.)	
MMWT00802A10	8/2	8	2	1,8	1000
MMWT01203A10	12/3	12	3	1,8	1000
MMWT01605A10	16/5	19	5	2,0	1000
MMWT02206A10	22/6	22	6	2,4	1000
MMWT02806A15	28/6	28	6	2,7	1000
MMWT03308A10	33/8	33	8	2,7	1000
MMWT04012A10	40/12	40	12	2,7	1000
MMWT04512A10	45/12	45	12	2,7	1000
MMWT05516A10	55/16	55	16	2,7	1000
MMWT06519A10	65/19	65	19	2,9	1000
MMWT07522A10	75/22	75	22	3,0	1000
MMWT08525A10	85/25	5	25	3,5	1000
MMWT09525A10	95/25	95	25	3,5	1000
MMWT10525A10	105/25	105	25	3,5	1000
MMWT11534A10	115/34	115	34	3,5	1000
MMWT13536A10	130/36	130	36	3,5	1000
MMWT14542A10	140/42	140	42	3,5	1000
MMWT16550A10	160/50	160	50	3,3	1000
MMWT18558A10	180/58	180	58	3,3	1000
MMWT20055A10	200/55	200	55	3,7	1000
MMWT23565A10	235/65	235	65	3,7	1000

**MMWT Mediumwall tubing without adhesive**

Order code	Size (mm)	As supplied (mm)	After recovered (mm)		Standard Length (mm)
		D (Min.)	d (Max.)	w (Min.)	
MMWT01203U10	12/3	12	3	1,7	1000
MMWT01605U10	16/5	16	5	2,0	1000
MMWT02206U10	22/6	22	6	2,4	1000
MMWT02806U10	28/6	28	6	2,6	1000
MMWT03308U10	33/8	33	8	2,6	1000
MMWT04012U10	40/12	40	12	2,6	1000
MMWT05516U10	55/16	55	16	2,7	1000
MMWT06519U10	65/19	65	19	2,9	1000
MMWT07522U10	75/22	75	22	3,0	1000
MMWT09525U10	95/25	95	25	3,1	1000
MMWT11534U10	115/34	115	34	3,2	1000
MMWT14042U10	140/42	140	42	3,2	1000
MMWT16050U10	160/50	160	50	3,2	1000
MMWT18058U10	180/58	180	58	3,3	1000

# Heavywall Heat-shrink Tubing

## Insulation and Outer Sealing for Low and Medium Voltage Cables



The **MHWT Heavywall Heat-shrink Tubing** by Morek is designed for robust insulation, protection, and re-jacketing of low, medium, and high-voltage cables and accessories. This Heavywall tubing is crafted from durable, cross-linked polyolefin, combining electrical and mechanical properties to withstand demanding environments and ensure reliable performance in both indoor and outdoor installations, including offshore applications.

With Morek's MHWT tubing, customers gain a reliable, high-quality solution that meets industry standards for safety and durability. Backed by our commitment to quality and customer support, MHWT tubing ensures effective insulation and protection across various applications.

Compliance: CENELEC EN50655

### Superior Electrical and Mechanical Strength:

Ensures reliable insulation for low-voltage applications, offering stability and protection.

### Heavywall Material Composition:

Thick, UV-stabilized polyolefin provides exceptional durability against radiation and weathering.

### Safe and Non-Toxic:

Halogen-free, silicone-free, and free from lead and aluminum, offering a non-corrosive, non-toxic option.

### Adaptable Adhesive Options:

Available with or without an internal hot-melt adhesive coating for customized sealing needs.

### Compliance and Approvals:

RoHS and REACH compliant, suitable for offshore environments.

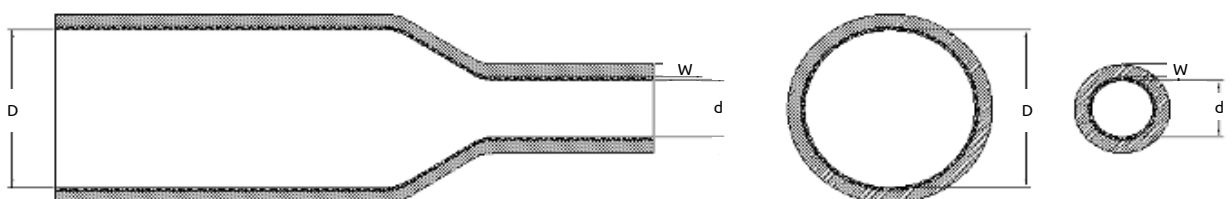
### High Shrink Ratio and Versatile Design:

Black with a high shrink ratio, fitting securely over various cable sizes and irregular shapes.

### Extended Shelf Life:

Unlimited shelf life under normal storage conditions.

## Dimensions



**MHWT Heavywall tubing with adhesive**

Order code	Size (mm)	As supplied (mm)		After recovered (mm)		Standard Length (mm)
		D (Min.)	d (Max.)	W (Min.)		
MHWT00903A10	9/3	9	3	2		1000
MHWT01605A10	16/5	16	5	2,4		1000
MHWT01905A10	19/5	19	5	2,4		1000
MHWT02206A10	22/6	22	6	2,7		1000
MHWT03308A10	33/8	33	8	3,2		1000
MHWT04012A10	40/12	40	12	4		1000
MHWT05516A10	55/16	55	16	4		1000
MHWT06519A10	65/19	65	19	4		1000
MHWT07522A10	75/22	75	22	4		1000
MHWT09525A10	95/25	95	25	4,2		1000
MHWT10525A10	105/25	105	25	4,2		1000
MHWT11534A10	115/34	115	34	4,2		1000
MHWT13036A10	130/36	130	36	4,2		1000
MHWT16050A10	160/50*	160	50	4,2		1000
MHWT18058A10	180/58*	180	58	4,2		1000

**MHWT Heavywall tubing without adhesive**

Order code	Size (mm)	As supplied (mm)		After recovered (mm)		Standard Length (mm)
		D (Min.)	d (Max.)	W (Min.)		
MHWT00903U10	9/3	9	3	2,0		1000
MHWT01304U10	13/4	13	4	2,4		1000
MHWT01605U10	16/5	16	5	2,4		1000
MHWT01905U10	19/5	19	5	2,4		1000
MHWT02206U10	22/6	22	6	2,7		1000
MHWT03308U10	33/8	33	8	3,2		1000
MHWT04012U11	40/12	40	12	3,7		1000
MHWT05516U11	55/16	55	16	3,7		1000
MHWT06519U11	65/19	65	19	3,7		1000
MHWT07522U11	75/22	75	22	3,7		1000
MHWT08525U11	85/25	85	25	3,7		1000
MHWT09525U11	95/25	95	25	3,7		1000
MHWT11534U12	115/34	115	34	4,0		1000
MHWT13036U12	130/36	130	36	4,0		1000
MHWT18058U12	180/58	180	50	4,1		1000

# Heat-shrink Low Voltage Breakouts

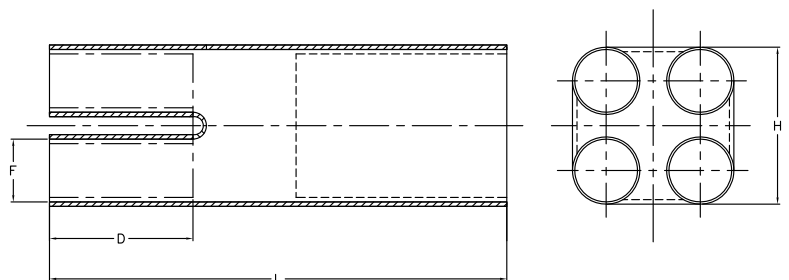
## Heat-shrink Low voltage breakouts up to 1kV



Morek's **Heat-shrink Low Voltage Breakouts** are designed to provide reliable insulation and sealing for multi-core cables up to 1kV. Engineered for durability, these breakouts are made from thermally stabilized, cross-linked polyolefin, blended with synthetic rubber to deliver excellent electrical insulation, UV resistance, and weatherproofing. The black-colored breakouts are available with two, three, four, or five fingers, each coated with either a polyamide-based hot melt adhesive or rubber mastic (upon request), ensuring a watertight environmental seal.

With Morek's Heat-shrink Low Voltage Breakouts, customers receive a product that meets high standards of quality, durability, and flexibility. Ideal for a wide range of low-voltage applications, these breakouts ensure that cables remain secure, insulated, and sealed against moisture and environmental factors.

## Dimensions



4-FINGER BREAKOUT

### Reliable Electrical Insulation:

Designed for low voltage (up to 1kV) applications, providing essential insulation for cable crutches.

### Durable and UV Resistant:

Constructed from UV-stabilized, cross-linked polyolefin, protecting against environmental degradation.

### Customizable Sealing Options:

Spiral-coated with polyamide hot melt adhesive for secure sealing; rubber mastic coating available on request.

### Material Composition:

Blended with synthetic rubber and fire-retardant additives (optional), with resistance to oxidation, ozone, and other environmental factors.

### Efficient Design:

Available in black, with options for two to five fingers to fit various cable configurations.

When heated above 125°C, the LV breakouts shrink to a predetermined size, creating a tight, waterproof seal over the cable crutch. The hot melt adhesive or mastic sealant provides added protection against moisture, making these breakouts an ideal solution for environments where cables require robust, long-lasting insulation.



**MHLB Heat-shrinkable Low Voltage Breakouts**

Order code	Breakout main diameter (H)		Finger Diameter (F)		Full Length	Finger Length
	R* (mm)	S* (mm)	R* (mm)	S* (mm)	L (mm)	D (mm)

**LV Breakout 2-Fingers Models**

MHLB03310B2	10,0	33,0	3,0	14,0	90,0	20,0
MHLB06022B2	22,0	60,0	6,7	24,0	120,0	35,0

**LV Breakout 3-Fingers Models**

MHLB02808B3	8,5	28,0	2,5	12,0	70,0	23,0
MHLB04514B3	14,0	45,0	4,0	15,0	110,0	20,0
MHLB06022B3	22,0	60,0	8,0	26,0	185,0	45,0
MHLB08033B3	33,0	80,0	16,0	36,0	210,0	50,0
MHLB11033B3	33,0	110,0	16,0	40,0	210,0	50,0
MHLB11047B3	47,0	110,0	20,0	48,0	225,0	75,0
MHLB12547B3	47,0	125,0	20,0	55,0	250,0	75,0
MHLB14054B3	54,0	140,0	27,0	62,0	240,0	65,0
MHLB15554B3	54,0	155,0	27,0	62,0	240,0	65,0

**LV Breakout 4-Fingers Models**

MHLB02808B4	8,5	28,0	1,8	10,0	70,0	23,0
MHLB03814B4	14,0	38,0	3,2	15,0	105,0	25,0
MHLB05014B4	14,0	50,0	3,2	15,0	105,0	25,0
MHLB05525B4	25,0	55,0	6,0	20,0	180,0	45,0
MHLB06525B4	25,0	65,0	6,0	25,0	180,0	45,0
MHLB07222B4	22,0	72,0	8,5	25,0	190,0	45,0
MHLB10033B4	33,0	100,0	14,0	35,0	215,0	50,0
MHLB12547B4	47,0	125,0	20,0	45,0	245,0	72,0

**LV Breakout 5-Fingers Models**

MHLB05015B5	15,0	50,0	3,2	15,0	105,0	30,0
MHLB08033B5	33,0	80,0	9,0	27,0	215,0	60,0
MHLB10233B5	33,0	102,0	9,0	35,0	215,0	60,0

**LV Breakout 6-Fingers Model**

Order code	Breakout main dia. (H)		Finger F1 Dia.		Finger F2 Dia.		Full Length	Finger Length
	R* (mm)	S* (mm)	R* (mm)	S* (mm)	R* (mm)	S* (mm)	L (mm)	D (mm)
MHLB10033B6	33,0	100,0	6,0	19,0	12,0	38,0	215,0	50,0

\* S: As Supplied

R: Fully Recovered

# Heat-shrink End Caps

Designed to protect and insulate the unused ends of cables, safeguarding them from environmental effects.



Morek's **MHLC Heat-shrinkable End Caps** are designed to protect and insulate the unused ends of cables, safeguarding them from environmental effects. Constructed from thermally stabilized, cross-linked polyolefin, these end caps offer reliable insulation and are pre-coated with a yellowish, translucent hot melt adhesive for a secure, moisture-resistant seal. Available in both film and spiral coating forms, these end caps can accommodate various cable types, including PVC, XLPE, PILC, and rubber jackets, and are suitable for both pressurized and unpressurized applications.

Morek's MHLC Heat-shrinkable End Caps deliver consistent, high-quality insulation and protection for a wide range of applications. Built for durability and flexibility, they meet stringent industry standards and provide reliable sealing and protection, backed by Morek's commitment to quality and customer satisfaction.

## Reliable Insulation and Protection:

Ensures environmental protection and insulation for unused cable ends, preventing damage and exposure.

## Durable Composition:

UV-resistant and made from cross-linked polyolefin, providing protection against oxidation, ozone, and harsh conditions.

## Versatile Adhesive Options:

Coated with polyamide hot melt adhesive in either film form for pressurized cables or spiral form for unpressurized cables.

## Flexible Applications:

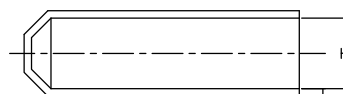
Suitable for a wide range of electrical and telecommunications cables, with non-return air valves available for pressurized telecom cables.

## Efficient and Secure Design:

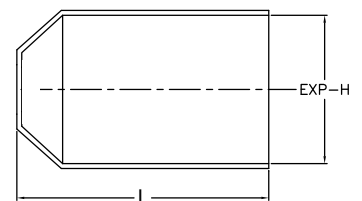
Black color with pre-applied adhesive coating, ensuring quick and easy installation.

Upon heating above 125°C, MHLC end caps shrink to form a tight seal over the cable end, providing a barrier against moisture, UV, and other environmental effects. The adhesive layer ensures a strong bond, making these end caps ideal for both industrial and outdoor installations.

## Dimensions



RECOVERED END CAP



EXPANDED END CAP

**MHLC Heat-shrinkable End Caps**

End Cap	End Cap Dimension mm		Cable Diameter (H)	
Order code	EXP-H (mm)	Length (L)	min (mm)	max (mm)
MHLC01003B0	10,0/3,0	35	4	9
MHLC01504B0	15,0/4,5	45	5	13
MHLC02006B0	20,0/6,0	63	7	17
MHLC02508B0	25,0/8,5	70	10	22
MHLC04014B0	40,0/14,5	102	17	35
MHLC04014BX	40,0/14,5	190	17	35
MHLC06324B0	63,0/24,0	118	28	55
MHLC06324BX	63,0/24,0	175	28	55
MHLC07532B0	75,0/32,0	133	37	65
MHLC07532BX	75,0/32,0	175	37	65
MHLC07838B0	78,0/38,0	130	44	70
MHLC10645B0	106,0/45,0	164	52	95
MHLC10057B0	100,0/57,0	155	65	90
MHLC12057B0	120,0/57,0	155	65	110
MHLC14557B0	145,0/57,0	155	65	135

# Heat-shrink sets for cables up to 1kV

Suitable for low voltage, high-performance insulation needs.



Morek's **Low Voltage Kits** provide a complete solution for the termination and jointing of cables up to 1kV. Available in two main types—MSLS Termination Kits and MSTS Joint Kits—these heat-shrink sets are designed to facilitate secure, durable connections for both aluminum and copper conductors. Each kit includes all necessary components, such as shear bolt cable lugs, sanding and cleaning materials, and installation instructions, ensuring a straightforward and reliable installation process.

Both the MSLS and MSTS kits are designed for low voltage installations in diverse environments, offering protection and ease of use for contractors and installers working on indoor and outdoor projects.

Certified according to EN61238-1 class A

## For Applications up to 1kV:

Engineered to meet the demands of low-voltage cable terminations and joints.

## Versatile Compatibility:

Ideal for cables with PVC or XLPE insulation, accommodating 3, 4, or 5 core configurations.

## Shear Bolt Cable Lugs:

Included in both kits, compatible with aluminum and copper conductors for reliable connections.

## Complete Installation Materials:

Includes sanding and cleaning supplies, ensuring optimal contact surfaces and reliable insulation.

## Indoor and Outdoor Use:

Designed to withstand varied environmental conditions, providing flexibility for diverse installations.

## Heat-Shrink Technology:

High-quality heat-shrink tubes and terminations ensure secure sealing and simplify the installation process.

## MSLS Termination Kits

Order code	Conductor size	Lugs	Qty of cores
MSLS0351A10	Al / Cu 6 - 35 mm <sup>2</sup>	4 x MSLL0351A10	4
MSLS0701A12	Al / Cu 25 - 70 mm <sup>2</sup>	4 x MSLL0951A12	4
MSLS1202A12	Al / Cu 70 - 120 mm <sup>2</sup>	4 x MSLL1502A12	4
MSLS2402A12	Al / Cu 120 - 240 mm <sup>2</sup>	4 x MSLL2402A12	4

The **MSLS Termination Kits** are specifically designed for terminating low voltage cables with plastic insulation and an outer plastic sheath. Suitable for both indoor and outdoor use, these kits are available for 3, 4, and 5 core cables and come with high-quality heat-shrink tubes that ensure a secure and reliable seal.

- **Shear Bolt Cable Lugs Included:** Supports aluminum and copper conductors.
- **Comprehensive Materials:** Includes sanding and cleaning supplies for optimal contact and sealing.
- **Easy Installation:** High-quality heat-shrink terminations simplify the process, reducing installation time and effort.

Please contact your Customer Service representative for information on kits for 3 and 5 core cables.



## MSTS Joint Kits

Order code	Conductor size	Connectors	Qty of cores
MSCS0162A00	Al / Cu 2,5 - 16 mm <sup>2</sup>	4 x MSCL0162A00	4
MSCS0352A00	Al / Cu 6 - 35 mm <sup>2</sup>	4 x MSCL0252A00	4
MSCS0502A00	Al / Cu 16 - 50 mm <sup>2</sup>	4 x MSCL0502A00	4
MSCS0952A00	Al / Cu 25 - 95 mm <sup>2</sup>	4 x MSCL0952A00	4
MSCS1202A00	Al / Cu 70 - 150 mm <sup>2</sup>	4 x MSCL1502A00	4
MSCS2404A00	Al / Cu 95 - 240 mm <sup>2</sup>	4 x MSCL2404A00	4
MSCS3004A00	Al / Cu 150 - 300 mm <sup>2</sup>	4 x MSCL3004A00	4

The **MSTS Joint Kits** enable secure jointing of low voltage cables with plastic insulation and outer sheaths, providing the same reliable sealing as the termination kits. These kits also include shear bolt cable lugs, sanding and cleaning materials, and installation instructions.

- **Shear Bolt Cable Lugs Included:** Compatible with both aluminum and copper conductors.
- **Heat-Shrink Tubes for Core and Outer Sheath:** Provides durable insulation for the entire joint, supporting long-term reliability.
- **User-Friendly Assembly:** Designed for easy handling and secure installation, ensuring dependable connections.

Please contact your Customer Service representative for information on kits for 3 and 5 core cables.



# Gel joints Break

Fastest way to make an underground connection!



Morek's **Gel Joints Break** series provides the fastest and most efficient solution for creating underground connections for low-voltage applications up to 1kV. Designed for quick installation, these joints guarantee secure insulation for both main and shunted connections, supporting single-pole and multi-pole configurations. The cross-linked gel filling in each joint shell eliminates the need for additional casting, making Gel Joints Break a time-saving, reliable choice for diverse installation environments.

Morek's Gel Joints Break series combines ease of installation with robust performance, allowing professionals to create reliable, watertight connections quickly. Designed for flexibility and durability, these joints meet stringent safety standards, providing a long-lasting solution for challenging underground installations.

**Compliance:** EN 50393 (0.6/1kV), EN 60529, RoHS Directive 2011/65/EC, and EN 60695-2-11.

**Protection Level:** IP68, suitable for submerged conditions

**Operating Temperature:** -20°C to +90°C

## Efficient Underground Connections:

The fastest solution for underground cable connections, with high-strength and watertight sealing.

## Flexible Configurations:

Available for main (up to 1x185 mm<sup>2</sup> single-pole, 4x25 mm<sup>2</sup> multi-pole) and shunted connections (up to 1x120 mm<sup>2</sup> single-pole, 4x10 mm<sup>2</sup> multi-pole).

## Innovative Insulation:

Includes separators or modular insulated terminals for up to five phases (max. 35 mm<sup>2</sup>), ensuring high dielectric strength.

## High-Strength Gel Filling:

Cross-linked gel provides durable, non-slip connections without additional casting, maintaining watertight integrity.

## Wide Temperature and UV Resistance:

Operates from -20°C to +90°C, with resistance to UV rays, chemicals, and environmental pollutants.

## Indoor and Outdoor Compatibility:

Watertight and suitable for diverse environments, accommodating solid, stranded, sector-shaped, and round conductors with various insulation types.

## Re-Enterable Design:

Easily accessible for re-entry without compromising insulation, providing maintenance flexibility.

### Kit content\*

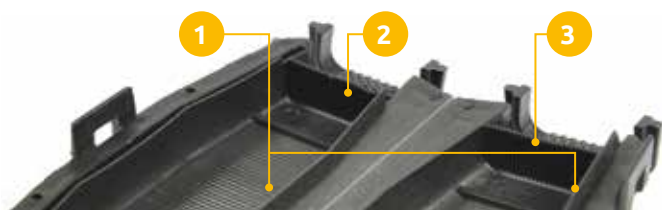
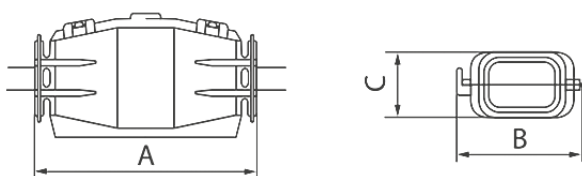
- Shell
- Tie-wraps
- Separator





	Break 25	Break 30	Break 50	Break 50Y	Break 100
Order code	MBG0025A24	MBG0030A24	MBG0050A24	MBG0050Y24	MBG0100A24
Dimensions A / B / C (mm)	70 / 42 / 24	100 / 59 / 34	165 / 62 / 36	180 / 105 / 36	220 / 100 / 50
Package (pcs)	4	5	3	1	1

**Dimensions**



**Components and characteristics**

- Two polypropylene hinged shells with patented watertight system, made up of a longitudinal ribbing (1) functioning as the gel containing bulkhead. At both ends there are pre-fractured walls (2) that allow gel overflowing, ensuring a good water tightness.
- Wire slipping is avoided in longitudinal direction thanks to ribbing (3) at the ends of the shells and in transversal direction thanks to wire fixing with tie-wraps included in the package.
- Patented separator made up of two notched plates that allow a reciprocal jointing and two protrusions that block the plates.
- There are two holes at the ends of each model in order to insert and fix tie-wraps. Joint opening can occur only using a tool according to norm CEI 64-8.

Order code	Type	Connection type	1				2				3				4				
			Main (mm <sup>2</sup> )		Shunted (mm <sup>2</sup> )		Main (mm <sup>2</sup> )		Shunted (mm <sup>2</sup> )		Main (mm <sup>2</sup> )		Shunted (mm <sup>2</sup> )		Main (mm <sup>2</sup> )		Shunted (mm <sup>2</sup> )		
			Min.	Max.	Min.	Max.	Min.	Max.	Min.	Max.	Min.	Max.	Min.	Max.	Min.	Max.	Min.	Max.	
MBG0025A24	Break 25	Main wiring	1,5	25	-	-	-	-	-	-	-	-	-	-	-	-	-	-	-
		Branching wiring	1,5	25	1,5	10	-	-	-	-	-	-	-	-	-	-	-	-	-
MBG0030A24	Break 30	Main wiring	1,5	50	-	-	1,5	10	-	-	1,5	4	-	-	1,5	2,5	-	-	-
		Branching wiring	1,5	50	1,5	35	-	-	-	-	-	-	-	-	-	-	-	-	-
MBG0050A24	Break 50	Main wiring	10	120	-	-	6	16	-	-	1,5	10	-	-	1,5	10	-	-	-
		Branching wiring	10	70	1,5	35	1,5	10	1,5	6	1,5	10	1,5	4	1,5	6	1,5	4	-
MBG0100A24	Break 100	Main wiring	35	185	-	-	16	50	-	-	4	25	-	-	6	25	-	-	-
		Branching wiring	25	150	10	120	10	35	6	25	4	16	2,5	4	6	16	2,5	10	-

# Modular Terminal Blocks

Designed for fast, easy wiring with reliable double insulation.



Morek's **Modular Terminal Blocks** are designed for flexible and space-saving connections, ideal for use in compact installations, including resin and Gel Joints Break applications. Available in three single-pole models—MC 06, MC 16, and MC 35—these blocks support conductor sizes up to 6 mm<sup>2</sup>, 16 mm<sup>2</sup>, and 35 mm<sup>2</sup>, respectively. With the ability to connect two to five poles, these blocks can be configured in various combinations, with three- and five-pole arrangements forming a unique pyramidal structure to optimize space utilization.

Morek's Modular Terminal Blocks offer a dependable, flexible solution for modular connections, balancing compact design with durability. With fast, easy installation and compliance with stringent safety standards, these blocks are the optimal choice for adaptable and space-efficient electrical connections in various applications.

Compliance with EN 60695-2-11, EN 60998-1:2004, EN 60998-2-1:2004, RoHS 2011/65/CE

## Modular Configurations:

Assemble from two to five poles, with options for same-size or mixed-size sections to accommodate various requirements.

## Space-Saving Pyramidal Design:

Three- and five-pole combinations create a compact pyramid structure, ideal for confined spaces.

## High Durability and Insulation:

Made from self-extinguishing polycarbonate with brass conductive components, providing long-lasting and secure connections.

## Re-enterable and Reusable:

Designed for easy re-entry and maintenance, particularly beneficial in reusable joint connections.

## Ease of Installation:

Simple and quick wiring setup, supporting efficient installation and reliable double insulation.

Designed for fast, easy wiring with reliable double insulation, Morek's Modular Terminal Blocks offer high protection and flexibility for varied applications.

**Operating Temperature:** -20°C to +90°C

**Rated Insulation Voltage:** 500V

**Current Ratings:** 24A (MC 06), 41A (MC 16), 76A (MC 35)

**Tightening Torque:** 0.6 Nm (MC 06), 1.8 Nm (MC 16), 10 Nm (MC 35)

**Material Composition:** Self-extinguishing polycarbonate, brass, and zinc-plated steel





**MC 06**

**MC 16**

**MC 35**

<b>Order code</b>	MAH0006A24	MAH0016A24	MAH0035A24
-------------------	------------	------------	------------

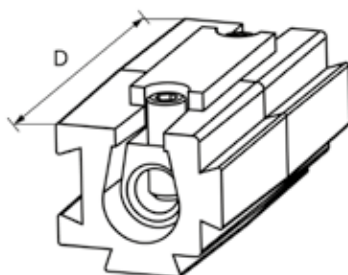
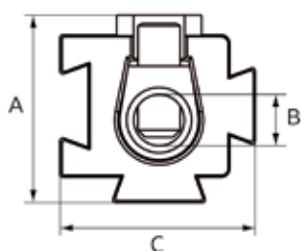
**Technical data**

In-line connection	max. wire section (mm <sup>2</sup> )		6	16	35
	Shunted connection	Feed through wire	min. section (mm <sup>2</sup> )	1,5	2,5
max. section			6	10	25
Shunted connection	Shunted wire	min. section (mm <sup>2</sup> )	1,5	2,5	6
		max. section	1,5	4	10
Size (mm)	A	13,2	13,6	19,2	
	B	3,6	5,8	9,3	
	C	13,8	14,2	19,8	
	D	28	31	40	
Screw, hexagonal key		No. 1,5	No. 2	No. 4	
Weight (g)		7	10	34	
Package (pcs)		10	10	5	

Maximum number of terminals recommended to use inside of gel joints Break.

	MC 06	MC 16	MC 35
Break 25	1	1	-
Break 30	3	3	2
Break 50	5	5	2
Break 50Y	5	5	3
Break 100	5	5	5

**Dimensions**



# InsuGel One

Designed for secure filling and sealing of junction boxes, delivering high insulation and transparency in versatile installation settings.



Morek's **InsuGel One** provides a flexible, ready-to-use insulation and protection solution, perfect for challenging installations. Available in 300 ml and 1 kg options, InsuGel One adapts to various applications—from confined spaces to filling junction boxes—offering high-performance sealing in both horizontal and vertical installations. This eco-friendly, non-toxic gel is re-enterable and reusable, making it ideal for installations requiring future adjustments.

The gel's auto-leveling properties ensure thorough coverage and adhesion, while its transparency allows easy inspection of connections. With high dielectric strength, temperature resistance, and IPX8 waterproof protection in suitable containers, InsuGel One guarantees durable, reliable performance for low-voltage applications, making it a practical choice for efficient and long-lasting insulation.

## Ready to Use:

Immediate application without mixing or drying, ideal for fast, flexible installations.

## Eco-Friendly and Non-Toxic:

Safe to handle, with no expiration date and no harmful effects on the environment..

## Re-Enterable and Reusable:

Maintains flexibility, allowing easy re-entry for adjustments even after extended use.

## Auto-Leveling and High Adherence:

Provides reliable, durable insulation that conforms to connection surfaces.

## Transparent for Inspection:

Allows immediate visual checks, ensuring connection integrity.

## Flexible Application:

Suitable for both confined spaces (300 ml) and junction box filling (1 kg), usable in horizontal and vertical positions.

## High Insulation and Protection:

Delivers strong dielectric strength and IPX8 protection for waterproof applications.



## InsuGel One, 300 ml

Order code	Description	PHS (pcs)
MBG0002G24	Insulation mono-component gel in cartridges 300g	1 / 24

The InsuGel One 300 ml cartridge provides a convenient, ready-to-use solution for insulation and protection in applications with limited space or difficult access. Designed for injection and auto-leveling, this transparent gel is ideal for flexible, re-enterable connections and allows precise dosing, reducing waste.

### Technical specifications

- Operating temperature from -60 °C to 200 °C
- Dielectric strength > 23 kv/mm
- Thermal conductivity < 0,2 w/mk
- Dielectric constant < 5
- Volume resistivity > 2x10<sup>15</sup> ωxcm
- Autoignition temperature: > 400 °C



## InsuGel One, 1 kg

Order code	Description	PHS (pcs)
MBG0001G24	Mono-component gel in paste form, re-enterable/reusable, 1kg	1 / 12

The InsuGel One 1 kg solution is perfect for filling junction boxes, even in challenging horizontal and vertical installations. With high insulation resistance and no mixing required, it ensures optimal protection when all casing holes are sealed.

### Technical specifications

- Linear shrinkage 23°C / 0%
- Penetration degree 23°C / 200mm
- Hardness (shore a) 23°C gel
- Self-extinguishing (compliant to norm cei en 60695-2)
- Protection degree ipx8 (compliant to norm cei en 60695) with waterproof container
- High insulation resistance up to 3500 v: compliant to norm en 60439-1



